

INSTRUCTION SHEET

Single CK1-35, CK1-35.2, CK1-35.3

Double CK2-35, CK2-35.3, CK2-35.3

Power block CK1-35.7, CK1-50.7

(2110110350, 2110110352, 2110110353, 2110120350, 2110120352, 2110120353, 2110110357, 2110110507)



Terminal block

CK1-35 (2,5mm²-35mm²)
2110110350



CK1-35.2 (2,5mm²-35mm²)
2110110352



CK1-35.3 (2,5mm²-35mm²)
2110110353



CK2-35 (2,5mm²-35mm²)
2110120350



CK2-35.2 (2,5mm²-35mm²)
2110120352



CK2-35.3 (2,5mm²-35mm²)
2110120353



CK1-35.7 (2,5mm²-35mm²)
2110110357




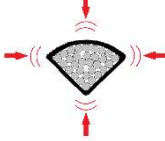

CK1-50.7 (2,5mm²-50mm²)
2110110507



Before assembling aluminium and copper conductors

Step 1: Strip the cable with the proper tool






Step 2: Make sure the cable has the proper shape

| Fault | Change | Correct |
|---|---|---|
|  |  |  |

Step 3: Remove the oxide layer

Step 4: Apply an oxide breaker (aluminium conductors)

Terminal block

| |  |  Aluminium |  Copper |  cord-end |  | Inom AL | Inom CU |
|----------|--|---|--|---|--|------------|------------|
| CK1-35.# | 3Nm (2,5-16mm ²) 6Nm (25-35mm ²) | 2,5mm ² - 35mm ² | 2,5mm ² - 35mm ² | 2,5mm ² - 16mm ² | HEX 4 | 120A | 135A |
| CK2-35.# | 3Nm (2,5-16mm ²) 6Nm (25-35mm ²) | 2,5mm ² - 35mm ² | 2,5mm ² - 35mm ² | 2,5mm ² - 16mm ² | HEX 4 | 120A | 135A |
| CK1-35.7 | 3Nm (2,5-16mm ²) 6Nm (25-35mm ²) | 2,5mm ² - 35mm ² | 2,5mm ² - 35mm ² | 2,5mm ² - 16mm ² | HEX 4 | 120A | 135A |
| CK1-50.7 | 4Nm (2,5-4mm ²) 12Nm (6-50mm ²) | 2,5mm ² - 50mm ² | 2,5mm ² - 50mm ² | 2,5mm ² - 35mm ² | HEX 5 | 145A | 160A |

Note:

Unused openings should be tighten to a torque of 0,5 - 1 Nm

WARNING:

All products shall be installed and used as indicated by SEP Europe in the instruction sheets and training materials. Products must never be used for a purpose other than which they were designed for or in a manner that exceeds the specified ratings. Installations must be carried out in accordance with the applicable national rules for electrical installations.

SEP Europe® is owned by Schotman Elektro BV®. All other trademarks are the property of their respective owners. Schotman Elektro BV reserves the right to change specifications without prior notice.